



Diagram illustrating the skull morphology of four mammals: Campagnol, Mulot, Musaraigne, and Taupe. The skulls are shown in a sequence from left to right, with corresponding photographs below them. The Campagnol skull shows a large braincase and prominent incisors. The Mulot skull shows a more rounded braincase and prominent incisors. The Musaraigne skull shows a long, narrow snout and prominent incisors. The Taupe skull shows a very long, narrow snout and prominent incisors.




Campagnol Mulot Musaraigne Taupe

Diagram illustrating the skull morphology of four mammals: Campagnol, Mulot, Musaraigne, and Taupe. The skulls are shown in a sequence from left to right, with corresponding photographs below them. The Campagnol skull shows a large braincase and prominent incisors. The Mulot skull shows a more rounded braincase and prominent incisors. The Musaraigne skull shows a long, narrow snout and prominent incisors. The Taupe skull shows a very long, narrow snout and prominent incisors.




Campagnol Mulot Musaraigne Taupe

Diagram illustrating the skull morphology of four mammals: Campagnol, Mulot, Musaraigne, and Taupe. The skulls are shown in a sequence from left to right, with corresponding photographs below them. The Campagnol skull shows a large braincase and prominent incisors. The Mulot skull shows a more rounded braincase and prominent incisors. The Musaraigne skull shows a long, narrow snout and prominent incisors. The Taupe skull shows a very long, narrow snout and prominent incisors.




Campagnol Mulot Musaraigne Taupe

Diagram illustrating the skull morphology of four mammals: Campagnol, Mulot, Musaraigne, and Taupe. The skulls are shown in a sequence from left to right, with corresponding photographs below them. The Campagnol skull shows a large braincase and prominent incisors. The Mulot skull shows a more rounded braincase and prominent incisors. The Musaraigne skull shows a long, narrow snout and prominent incisors. The Taupe skull shows a very long, narrow snout and prominent incisors.




Campagnol Mulot Musaraigne Taupe

Diagram illustrating the skull morphology of four mammals: Campagnol, Mulot, Musaraigne, and Taupe. The skulls are shown in a sequence from left to right, with corresponding photographs below them. The Campagnol skull shows a large braincase and prominent incisors. The Mulot skull shows a more rounded braincase and prominent incisors. The Musaraigne skull shows a long, narrow snout and prominent incisors. The Taupe skull shows a very long, narrow snout and prominent incisors.



Campagnol Mulot Musaraigne Taupe

Diagram illustrating the skull morphology of four mammals: Campagnol, Mulot, Musaraigne, and Taupe. The skulls are shown in a sequence from left to right, with corresponding photographs below them. The Campagnol skull shows a large braincase and prominent incisors. The Mulot skull shows a more rounded braincase and prominent incisors. The Musaraigne skull shows a long, narrow snout and prominent incisors. The Taupe skull shows a very long, narrow snout and prominent incisors.



Campagnol Mulot Musaraigne Taupe